

2025
Hakusan City

Waste Disposal Calendar

Waste should be properly separated, then disposed of on the designated day and time in the designated location.

Choya		2025									2026		
		4	5	6	7	8	9	10	11	12	1	2	3
Household Waste	Burnable Household Waste	Every week Wednesday and Saturday											
Bulky Waste	Burnable Bulky Waste	19	17	21	19	16	20	18	15	20	24	21	21
	Non-Burnable Waste	19	17	21	19	16	20	18	15	20	24	21	21
Recyclable Waste	Plastic packaging material	12 26	10 24	14 28	12 26	9 23	13 27	11 25	8 22	13 27	17 31	14 28	14 28
	Papers/Old clothes and cloth material	12	10	14	12	9	13	11	8	13	17	14	14
	Plastic bottles (PET)	26	24	28	26	23	27	25	22	27	31	28	28
	Empty cans Empty bottles	26	24	28	26	23	27	25	22	27	31	28	28

We will not be collecting waste over the New Year period from Jan 1st – Jan 3rd.

Waste that cannot be put out at the collection point For payment information, please contact us directly.

Items that fall under the Home Appliance Recycle Law

- AC units
- Televisions
- Refrigerators and freezers
- Washing and drying machines



Certified Waste Collection and Handling Services

- TOSMAC-I Corporation
Hakusan City Murai-machi 330 ☎276-0636
- Tedor Kankyou Jigyo
Hakusan City Suemasa-machi 1-41 ☎278-5955
- Mikawa Seiso
Hakusan City Minato-machi Re-48-28 ☎278-5651

- Chubu Shigen Sai-Kaihatsu (tree clippings only)
Hakusan City Oyanagi-machi Nu-3-3 ☎272-3020

Designated Collection Site

- Harita Metal Co. Ltd. Kanazawa Branch
Hakusan City Fukudome-machi 524-1 ☎277-3993

- After purchasing a recycling ticket at the local post office, please take the item to the designated collection facility (Home Appliance Recycling Law).
- For those unable to transport the items themselves, please make a request to the original store of purchase or a **certified waste collection and handling service**.

Certified Small Household Appliance Recycling Companies

- Harita Metal Co. Ltd. Kanazawa Branch
Hakusan City Fukudome-machi 524-1 ☎277-3993
- Minami Metal Co. Ltd. Recycling Hokuriku Mikawa Factory
Hakusan City Kashima-machi Nu-57 ☎278-7771
- K's Electronics Fair Mall Matto Branch
Hakusan City Komyo-machi 285 ☎275-6222

Designated Collection Site (Fire extinguisher)

- Maruyama Factory Hokuriku Branch
Kanazawa City Morito 2-Chome 184 ☎249-8480

Category	Disposal location
Stones	Certified Waste Collection and Handling Services
Oil heater	Certified Waste Collection and Handling Services
Water heater	Certified Waste Collection and Handling Services
Tiles, concrete blocks, bricks	Certified Waste Collection and Handling Services
Gas canisters (LPG)	Store (As stated on gas canister)
Gasoline, kerosene	Store (Such as petrol station etc.)
Mobile phones	Stores and Certified Small Household Appliance Recycling Companies
Tractor	Certified Waste Collection and Handling Services
Fire extinguisher	Designated Collection Site (Fire extinguisher)
Paint thinner	Certified Waste Collection and Handling Services
Car Parts (Oil cap can go in the burnable household waste)	Store
Scooter	Store
Plasterboard	Certified Waste Collection and Handling Services
Cement	Certified Waste Collection and Handling Services
Fire resistant safe	Certified Waste Collection and Handling Services
Tires (car, motorcycle, heavy machinery)	Store
Rice transplanter	Certified Waste Collection and Handling Services
Syringe, needle (Used for home treatment)	Local health institutions and pharmacies
Dirt	Certified Waste Collection and Handling Services
Batteries (Charge type)	Electronic goods store and collection box
Power sprayer	Certified Waste Collection and Handling Services
Drum (container)	Certified Waste Collection and Handling Services
Agricultural vinyl	Certified Waste Collection and Handling Services
Agricultural chemicals (pesticide, herbicide, fungicide etc.)	Store (Agricultural Cooperative)
Motorbike	Store
Battery (for electronic bicycle)	Store
Battery (for electronic devices)	Electronic goods store and collection box
Battery (for car or bike lead storage battery)	Store
Computer, monitor	Certified Small Household Appliance Recycling Companies
Fertilizer	Store (Agricultural Cooperative)
Piano	Certified Waste Collection and Handling Services
Boiler	Certified Waste Collection and Handling Services
Storage room	Certified Waste Collection and Handling Services
Strong medicine	Certified Waste Collection and Handling Services
Bathtub	Certified Waste Collection and Handling Services
Company waste	Certified Waste Collection and Handling Services

Trash is to be taken out by 7AM on the day of collection.

Illegal dumping or burning of trash is prohibited by law.

Please do not use the trash collection points of other neighborhoods.

The trash which has been left at this collection point can only be collected by the city or collection companies who have been approved by the city.

Inquiries Hakusan City Hall Environmental Department ☎274-9538 FAX 274-9535

When throwing away exceptionally large amounts of trash due to moving house etc.

- Transport the trash yourself (make reservation, pay the fee)
Matto Ishikawa Environment Clean Centre
kaniogawa-machi 795 ☎276-1362
Reservation acceptance 8:30AM – 5:00PM
Shipping receiving time 10:00AM – 2:45PM
Closed 1st, 3rd and 5th Sundays + the New Year's holiday
We also collect furniture in the reform room/closed on Wednesdays to sell as second-hand. (☎274-0530)
- Have collectors pick up items directly from your house (for a fee)
Please make a request at one of the above **certified waste collection and handling services**.

Burnable Household Waste

Every week Wed. and Sat.

● Please make sure to place in a transparent or semitransparent bag.

Kitchen waste

- Remove excess water prior to disposal



Fireworks and matches

- Make sure to douse with water



Aluminum containers

- Shoes and leather goods
- Drying agents, refrigerants and disposable heat packs
- Paper waste and small cloth pieces



Tempura oil

- Soak tempura oil into old papers or cloth



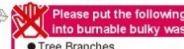
Plastic goods

- Make sure to remove batteries



- Grass and dead leaves (Up to three sacks allowed per time) (Try to put them out in the latter half of the week)

- Remove excess dirt



Please put the following into burnable bulky waste

- Tree Branches
- Large amounts of grass and leaves



Burnable Bulky Waste


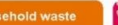
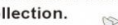
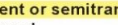


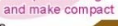
3rd Saturday

- Items that will fit in a 45L trash bag can be disposed with the burnable household waste.
- Remove as many of the metal components as possible and put out with non-burnable waste.

- Futon, Cushions, Pillows, Blankets
- Curtains, Carpets, Rugs
- Electric blankets
- Hot carpets
- Electric kotatsu tables
- Wooden furniture
- Tatami, Shoji, paper sliding doors, fusuma, sliding screens (around 5 each time)
- Cooler box
- Suit cases (non-metallic)
- Ski shoes
- Fishing poles
- Sofas, Mattresses (including those with springs)
- Large sized plastic goods
- Leather goods etc.



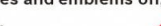
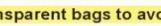



Tie up with string and make compact





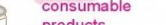
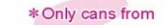
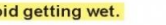


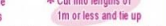
Tree branches

- Thickness should be roughly 10cm or less
- Cut into lengths of 1m or less and tie up



When putting out large amounts of tree branches, please take the trash directly to Mito Urubawa Kariyoku Clean Center, or request collection by a certified waste collection service (extra charges will be incurred).

Tie up with string



Non-Burnable Waste

3rd Saturday

Nabe cooking pots

- Umbrellas
- Magnets
- Metal goods
- Skis and snowboards



Golf clubs

Pipe beds

Musical organs and keyboards

Printers

18L drums

Empty paint cans

Empty cosmetic bottles

Household Appliances

Items which do not incur extra recycling costs

Oil fan heaters

Oil stove

Make sure to remove dry cell batteries and drain oil

Bicycles

Clearly label with a piece of paper



Due to fire hazard, empty contents and separate from other materials

Place in spray can containers

Spray cans

Gas canisters

Lighters

Make a hole on the outside of the can away from the presence of fire

Broken or dangerous items, sharp objects and blades

Knives

Shaving razors

Empty bottles of agricultural chemicals or potent medicines (please wash thoroughly before disposal)

Ceramics, porcelain and chinaware

Glass tableware

Lightbulbs

Glow lamps

Needles and nails

Glass, etc.

Place broken and dangerous items in a well-marked sack or box.

Wrap the blade edge in paper or cloth and clearly label.

Place broken and dangerous items in a well-marked sack or box.

Wrap the blade edge in paper or cloth and clearly label.

Place broken and dangerous items in a well-marked sack or box.

Wrap the blade edge in paper or cloth and clearly label.

Place broken and dangerous items in a well-marked sack or box.

Wrap the blade edge in paper or cloth and clearly label.

Place broken and dangerous items in a well-marked sack or box.

Wrap the blade edge in paper or cloth and clearly label.

Place broken and dangerous items in a well-marked sack or box.

Wrap the blade edge in paper or cloth and clearly label.

Place broken and dangerous items in a well-marked sack or box.

Wrap the blade edge in paper or cloth and clearly label.

Place broken and dangerous items in a well-marked sack or box.

Wrap the blade edge in paper or cloth and clearly label.

Place broken and dangerous items in a well-marked sack or box.

Wrap the blade edge in paper or cloth and clearly label.

Place broken and dangerous items in a well-marked sack or box.

Wrap the blade edge in paper or cloth and clearly label.

Place broken and dangerous items in a