

2025
Hakusan City

Waste Disposal Calendar

Waste should be properly separated, then disposed of on the designated day and time in the designated location.

Matto B / Asahi		2025									2026		
		4	5	6	7	8	9	10	11	12	1	2	3
Household Waste	Burnable Household Waste	Every week Tuesday and Friday											
Bulky Waste	Burnable Bulky Waste	7	5	2	7	4	1	6	3	1	5	2	2
	Non-Burnable Waste	21	19	16	21	18	15	20	17	15	19	16	16
Recyclable Waste	Plastic packaging material	7 21	5 19	2 16	7 21	4 18	1 15	6 20	3 17	1 15	5 19	2 16	2 16
	Papers/Old clothes and cloth material	7	5	2	7	4	1	6	3	1	5	2	2
	Plastic bottles (PET)	7	5	2	7	4	1	6	3	1	5	2	2
	Empty cans Empty bottles	21	19	16	21	18	15	20	17	15	19	16	16

We will not be collecting waste over the New Year period from Jan 1st – Jan 3rd.

Waste that cannot be put out at the collection point



For payment information, please contact us directly.

Items that fall under the Home Appliance Recycle Law

- AC units
- Televisions
- Refrigerators and freezers
- Washing and drying machines



Certified Waste Collection and Handling Services

- TOSMAC-I Corporation
Hakusan City Murai-machi 330 ☎276-0636
- Tedor Kankyou Jigyo
Hakusan City Suemasa-machi 1-41 ☎278-5955
- Mikawa Seiso
Hakusan City Minato-machi Re-48-28 ☎278-5651

- Chubu Shigen Sai-Kaihatsu (tree clippings only)
Hakusan City Oyanagi-machi Nu-3-3 ☎272-3020

Designated Collection Site

- Harita Metal Co. Ltd. Kanazawa Branch
Hakusan City Fukudome-machi 524-1 ☎277-3993

- After purchasing a recycling ticket at the local post office, please take the item to the designated collection facility (Home Appliance Recycling Law).
- For those unable to transport the items themselves, please make a request to the original store of purchase or a **certified waste collection and handling service**.

Certified Small Household Appliance Recycling Companies

- Harita Metal Co. Ltd. Kanazawa Branch
Hakusan City Fukudome-machi 524-1 ☎277-3993
- Minami Metal Co. Ltd. Recycling Hokuriku Mikawa Factory
Hakusan City Kashima-machi Nu-57 ☎278-7771
- K's Electronics Fair Mall Matto Branch
Hakusan City Komyo-machi 285 ☎275-6222

Designated Collection Site (Fire extinguisher)

- Maruyama Factory Hokuriku Branch
Kanazawa City Morito 2-Chome 184 ☎249-8480

Category	Disposal location
Stones	Certified Waste Collection and Handling Services
Oil heater	Certified Waste Collection and Handling Services
Water heater	Certified Waste Collection and Handling Services
Tiles, concrete blocks, bricks	Certified Waste Collection and Handling Services
Gas canisters (LPG)	Store (As stated on gas canister)
Gasoline, kerosene	Store (Such as petrol station etc.)
Mobile phones	Stores and Certified Small Household Appliance Recycling Companies
Tractor	Certified Waste Collection and Handling Services
Fire extinguisher	Designated Collection Site (Fire extinguisher)
Paint thinner	Certified Waste Collection and Handling Services
Car Parts (Oil cap can go in the burnable household waste)	Store
Scooter	Store
Plasterboard	Certified Waste Collection and Handling Services
Cement	Certified Waste Collection and Handling Services
Fire resistant safe	Certified Waste Collection and Handling Services
Tires (car, motorcycle, heavy machinery)	Store
Rice transplanter	Certified Waste Collection and Handling Services
Syringe, needle (Used for home treatment)	Local health institutions and pharmacies
Dirt	Certified Waste Collection and Handling Services
Batteries (Charge type)	Electronic goods store and collection box
Power sprayer	Certified Waste Collection and Handling Services
Drum (container)	Certified Waste Collection and Handling Services
Agricultural vinyl	Certified Waste Collection and Handling Services
Agricultural chemicals (pesticide, herbicide, fungicide etc.)	Store (Agricultural Cooperative)
Motorbike	Store
Battery (for electronic bicycle)	Store
Battery (for electronic devices)	Electronic goods store and collection box
Battery (for car or bike lead storage battery)	Store
Computer, monitor	Certified Small Household Appliance Recycling Companies
Fertilizer	Store (Agricultural Cooperative)
Piano	Certified Waste Collection and Handling Services
Boiler	Certified Waste Collection and Handling Services
Storage room	Certified Waste Collection and Handling Services
Strong medicine	Certified Waste Collection and Handling Services
Bathtub	Certified Waste Collection and Handling Services
Company waste	Certified Waste Collection and Handling Services

Trash is to be taken out by 7AM on the day of collection.

Illegal dumping or burning of trash is prohibited by law.

Please do not use the trash collection points of other neighborhoods.

The trash which has been left at this collection point can only be collected by the city or collection companies who have been approved by the city.

Inquiries Hakusan City Hall Environmental Department ☎274-9538 FAX 274-9535

When throwing away exceptionally large amounts of trash due to moving house etc.

- Transport the trash yourself (make reservation, pay the fee)
Matto Ishikawa Environment Clean Centre
kamiogawa-machi 795 ☎276-1362
Reservation acceptance 8:30AM – 5:00PM
Shipping receiving time 10:00AM – 2:45PM
Closed 1st, 3rd and 5th Sundays + the New Year's holiday
We also collect furniture in the reform room/closed on Wednesdays to sell as second-hand. (☎274-0530)
- Have collectors pick up items directly from your house (for a fee)
Please make a request at one of the above **certified waste collection and handling services**.

Burnable Household Waste

Every week Tue. and Fri.

● Please make sure to place in a transparent or semitransparent bag.

Kitchen waste

- Remove excess water prior to disposal



Fireworks and matches

- Make sure to douse with water



Aluminum containers

- Shoes and leather goods
- Drying agents, refrigerants and disposable heat packs
- Paper waste and small cloth pieces



Tempura oil

- Soak tempura oil into old papers or cloth



Disposable diapers

- Dispose of diaper contents into the toilet before discarding the diaper



Plastic goods

- Make sure to remove batteries



Grass and dead leaves

- (Up to three sacks allowed per time) (Try to put them out in the latter half of the week)



- Please put the following into burnable bulky waste
- Tree Branches
- Large amounts of grass and leaves

Burnable Bulky Waste

1st Monday

- Items that will fit in a 45L trash bag can be disposed with the burnable household waste.
- Remove as many of the metal components as possible and put out with non-burnable waste.

- Futon, Cushions, Pillows, Blankets
- Curtains, Carpets, Rugs
- Electric blankets
- Hot carpets
- Electric kotatsu tables
- Wooden furniture
- Tatami, Shoji, paper sliding doors, fusuma, sliding screens (around 5 each time)
- Cooler box
- Suit cases (non-metallic)
- Ski shoes
- Fishing poles
- Sofas, Mattresses (including those with springs)
- Large sized plastic goods
- Leather goods etc.



* Tie up with string and make compact



Tree branches



* Thickness should be roughly 10cm or less



* Cut into lengths of 1m or less and tie up



When putting out large amounts of tree branches, please take the trash directly to Mito Ichibane Kariyoku Clean Center, or request collection by a certified waste collection service (extra charges will be incurred).



Tie up with string



Non-Burnable Waste

3rd Monday

- Nabe cooking pots
- Umbrellas
- Magnets
- Metal goods
- Skis and snowboards



- Golf clubs
- Pipe beds
- Musical organs and keyboards
- Printers
- 18L drums
- Empty paint cans
- Empty cosmetic bottles
- Make sure container is empty



- Household Appliances
- Items which do not incur extra recycling costs



- Oil fan heaters
- Oil stove
- Make sure to remove dry cell batteries and drain oil



- Bicycles
- Clearly label with a piece of paper



* Due to fire hazard, empty contents and separate from other materials



Broken or dangerous items, sharp objects and blades

- Knives
- Shaving razors
- Empty bottles of agricultural chemicals or potent medicines (please wash thoroughly before disposal)
- Ceramics, porcelain and chinaware
- Glass tableware
- Lightbulbs
- Glow lamps
- Needles and nails
- Glass, etc.

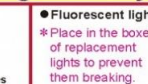


- Place broken and dangerous items in a well-marked sack or box.
- Wrap the blade edge in paper or cloth and clearly label.

Items containing mercury

* Please separate from other waste

- Dry cell batteries, lithium single-use batteries, button batteries



- Fluorescent lights
- Place in the boxes of replacement lights to prevent them breaking.



Put out in a dry cell battery collection box

Put out in fluorescent light collection box

Small rechargeable batteries with the recycle mark should be dropped off at vendors that accept recycled goods. Battery Association of Japan <http://www.baj.or.jp/>

Recyclable Waste

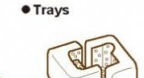

Plastic packaging material

1st and 3rd Monday

- Please use transparent or semitransparent bags.
- Empty the contents and clean before disposal.
- (Items which cannot be properly cleaned should be put out with burnable household waste.)
- Please separate all plastics into their respective categories.

Items to be put with burnable household waste

- Toys, Tupperware, Hangers, Shoes, Rubber gloves, Hose



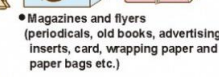
Papers

1st Monday

- Place newspapers, magazines and flyers in the paper bags supplied by the newspaper company or tie up separately.
- Please use recyclable string where possible. (do not use rubber tape)

Put out with burnable household waste

- Invoices and notifications
- Photographs
- Heat sensitive paper
- Receipts
- Carbon paper
- Paper cups
- Crimped postcards
- Filmed covers
- Containers with aluminum
- Extremely oily or dirty items
- Scented items (such as soap and detergent containers)
- Washi, Japanese paper



Bundle up material in their individual groups

Old clothes and cloth material

1st Monday

- Please place in transparent or semitransparent bags to avoid getting wet.
- Please wash before disposal.
- For items with company or school names and emblems on, please remove (cut) before putting out for collection.

- Handkerchief, Towel, Towel blanket
- T-shirts, Shirts
- Jeans, Sweaters
- Raincoat, Jackets, Work Clothing
- Uniforms, Suits
- Underwear



Put out with burnable household waste

- Dirty items, Wet items, Rags
- Pieces of cloth, Sheets

Put out with burnable bulky waste

- Futon, Cushions, Pillows, Blankets
- Curtains, Carpets, Rugs

Empty bottles

3rd Monday

- Covers bottles used for food, drinks, flavoring agents and drinkable medicines.
- Bottles should be divided into 3 color categories: Clear, brown and other. (Separate based on color of mouth of bottle)
- For bottles without easily recognizable colors, please put into "other".

- Please put plastics lids out with plastic containers and wrappings



Try to remove all lids and corks where possible. Bottle labels can be left as they are.



- Put out metal lids with non-burnable waste



Items to be put out as non-burnable waste

- Empty bottles of agricultural chemicals
- Potent medicine bottles
- Glass tableware
- Empty bottles of cosmetics
- Heat resistant glass

Try to recycle bottles such as beer bottles and large 1.8L sake bottles at the original store of purchase.

Empty cans

3rd Monday

- Separate aluminum from other cans.
- Do not put other waste inside the cans.



* Only cans from consumable products

Plastic bottles (PET)

1st Monday

- Refers to Plastic bottles used for drinks, alcoholic beverages and seasonings.
- Extremely dirty items or items that have been altered for other uses should be put out with burnable household waste.



* Remove caps and labels and discard with plastic packaging material.

Inner plugs and caps that are difficult to remove may be left in place.